

Alternative Cure of Cancer-Eye Using Hydrogen Peroxide

By Joan Babe

On July 13, 1994, our Grazing Reserve Manager contacted us to take home a 5 year old Hereford cross cow and her four month old calf. The cow had developed cancer eye. Our only experience with cancer eye on another cow had been easily dealt with by cryosurgery. In the procedure the veterinarian had frozen a precursor lesion with liquid nitrogen and after several days the dead tissue had sloughed off.

The cow had passed both our and the veterinarian's inspection upon entering the Community Pasture just two months previously. Because of that short time span we thought that the eye could be treated and arranged for the veterinarian to see her the next day.

The prognosis wasn't good. The Bottom eyelid was a runny, bloody, swollen mass. An attempt to surgically remove the tumor was not feasible and any remaining cancer cells might multiply rapidly and spread. The veterinarian advised salvage slaughter or euthanasia.



July 15, 1994

The following day my dad suggested the cow be treated with 35% food grade hydrogen peroxide, H₂O₂. Unlike water, H₂O, which is a stable compound, hydrogen

peroxide may lose its extra oxygen atom. This makes hydrogen peroxide a good oxidizing agent and useful as an antiseptic. Saliva, blood, and various body tissues cause it to give up this extra oxygen rapidly when it comes in contact with them. Cancer researchers have shown that cancer-causing agents, called carcinogens, along with a genetic predisposition to the disease, are the main causes of cancer. These carcinogens consist of various chemicals, ultraviolet rays from the sun and viruses. Work done by the 1931 Nobel Prize winner Otto H. Warburg, showed that the cancer cell is primarily anaerobic - it lives where there is no free oxygen. An increasing amount of oxygen present inhibits the spread of cancer cells and eventually causes them to die.

My dad had read literature about hydrogen peroxide therapy and the treatment of cancer. He had been diagnosed with a dozen unconnected spots of bone cancer and had not been given chemotherapy or radiation. On his own initiative he took 35% food grade hydrogen peroxide for six weeks. For three years now he has been receiving a clean bill of health from the cancer clinic.

Week 1

Treatment started July 16, 1994

Morning: Eight gallons of water with about 480 drops of 35% food-grade hydrogen peroxide. Evening: Six gallons of water with about 600 drops peroxide. Eyelid is bloody and smells bad, like a dead animal.

July 17

Morning: Six gallons of water with 480 drops of peroxide. Evening: Nine gallons of water at 80 drops of peroxide per gallon = 720 drops of peroxide. Eye smells bad.

July 18

Morning: Nine gallons of water with about 1,000 drops peroxide (1 1/4 ounce). Eye looks as if it's scabbing over; pus runs out in almost a stream, but no blood. Eye still smells bad, but maybe not as bad? Cow called for calf this morning - first time. Deep crack in right front hoof causes pronounced limping. Evening: Blood dripping from front of eyelid. Three gallons of water with 300 drops of peroxide. Cow ate only her grain today, no hay.

July 19

Morning: Cow doesn't like grass hay, does eat alfalfa hay. Drank four gallons with 200 drops of peroxide; I left her four gallons of water with 200 drops of peroxide for this afternoon. Front of eyelid is blackened and corrugated; mid to back of eyelid has definite pinkish-white lump; serum still dripping out of eyelid. Will keep peroxide at 50 drops per gallon for a while. Breeze was blowing this morning and had a very hard time picking up any smell from the eye. Evening: Gave her two gallons of water with 200 drops of peroxide. 50 cc Penlong for infected

foot; very lame. Continued spraying eyelid with 35% hydrogen peroxide.

July 20

Morning: Cow drank four gallons of water with 400 drops of peroxide; left her with four gallons of water with 200 drops of peroxide for the afternoon. Evening: Gave her four gallons of water with 400 drops of peroxide. Top layer of pinkish cancer lump is peeling off. Still bloody/pus underneath. Continued spraying eyelid with 3% hydrogen peroxide. Foot is really bad. Cow not burping.

July 21

Gave cow 500 drops peroxide in twelve gallons of water for the day. Cow had diarrhea in the afternoon. Trimmed infected digit - cow appears to have laminitis. When trimming infected digit, yellow liquid oozed out of the toe. Sprayed 3% peroxide in sand crack until bubbling ceased. "Steam" appeared to rise from toe when sprayed with peroxide. Toe made squishy sound when cow walked after treatment. Cow was very lame. Swelling down on eyelid enabling us to see the eyeball - milky white with a spot of cancer in the center. Sprayed eyelid three times with 3% peroxide in the evening. Sprayed sand crack.

July 22

Morning: Told Jim to shoot the cow - went to town. Cow consumed eight gallons of water by afternoon - no peroxide. Evening: Cow able to walk with only slight limp. Sprayed sand crack with 3% peroxide until bubbling ceased. Peroxide caused frothing along coronary band of infected digit but not along uninfected one on same hoof. This morning I was able to observe the soles of all four hooves as the cow was lying down - all were fairly clean except the infected hoof which was gummed up with packed dirt/manure. Sprayed eyelid three times with peroxide in the evening, none in the morning. Cow was burping tonight.



July 23, 1994

Week 2

July 23

Cow didn't receive any peroxide drops yesterday so I gave her 1000 drops today in 10 gallons of water. Gave her two gallons of plain water in the evening. She seems to have her appetite back. She was standing up chewing her cud this morning. Doesn't have much milk left and appears to be getting thinner. Sprayed her cracked toe twice today until the bubbling stopped - didn't take long. Sprayed her eye three times this morning and twice tonight. Tonight the front part was a bit bloody; mid section appears to be scabby and peeling. Still stands as if infected digit is sore but walks much better. Took two pictures of her eye this morning.

July 24

Morning: 250 drops of peroxide in four gallons of water. Sprayed eyelid two times and foot with 3% hydrogen peroxide. Top of sand crack not bubbling much; bottom still does. Cow has good appetite. Kept calling for her calf after I turned him out. Eyelid doesn't look as swollen although it's draining a lot still. Gave her two gallons of plain water in the afternoon because of the heat. Evening: 250 drops of peroxide in three gallons of water; sprayed eye twice. Cow isn't limping; sprayed crack until clean looking bubbles came out.

July 25

Morning: 250 drops of peroxide in four gallons of water. Sprayed eyelid twice. There is a hole drilled in the middle of the cancer lump. Tumor appears to be growing out and away from the eyelid. Pieces of it have fallen off but lump seems to be growing. Cow has a smell to her but it doesn't really smell like dead flesh. She doesn't appear to be limping anymore. Afternoon: Gave cow 250 drops of peroxide in three gallons of water. Evening: sprayed crack in toe - looks fairly clean now. Tumor on eyelid almost seems to be lifting away from the eye.

July 25

There is some bleeding. Couldn't really smell anything. Only sprayed her eye once since it seems to cause her a lot of pain. Gave her six gallons of clear water. Manure is a little loose tonight.

July 26

Morning: 400 drops of peroxide in four gallons of water. Sprayed eyelid once with 3% peroxide. Sprayed her foot quite a few times. Top of crack is closing up - appears to be healing. Hole still open about halfway down crack - it bubbles quite a bit when sprayed so I concentrated on it. Cow seems very hungry - cleaned up extra feed I gave her last night. Walks without a limp. She must have bumped her eye going out of the headgate because it was bleeding when she went to the leader. Afternoon: 32+ degrees Celsius - Jordan gave cow twelve gallons of water and 1/4

bale of hay. Evening: Home too late to treat eye and foot. Crack in toe looks healed. Eye looks terrible, but I couldn't smell it. I could smell the hay she was eating, but not her bloody, pus-covered eyelid. Gave her 200 drops peroxide in two gallons of water. Gave her the rest of the hay bale.

July 27

Morning: 400 drops of peroxide in four gallons of water. Sprayed eyelid three times with 3% peroxide. Sprayed bad toe. Cow walks without a limp but still favors that toe when standing. Eye looks bad. Tumor appears to be growing. Can't see an eyeball. But there is almost no smell around her head. She ate a whole bale of hay yesterday. This morning I gave her 1/3 bale of hay, some straw, and 1/2 gallon light chop. Afternoon: eight gallons of water with 200 drops of peroxide. Evening: Sprayed eye - she had bumped it and it was bleeding. Eye doesn't smell at all. Sprayed her toe. Fed her three flakes alfalfa and 1/2 gallon light chop. She appeared to have a pretty good supply of milk tonight.

July 28

Morning: 400 drops of peroxide in six gallons of water; 1/4 bale hay; 1/2 gallon of chop. No breeze and I could detect a smell around her eye area. Sprayed it twice. Sprayed toe. Afternoon: 200 drops in two gallons of water. Evening: 1/4 bale of hay, 1/2 gallon chop. Sprayed eyelid once. Tumor has definitely grown to back of eye - looks like a half moon on lower lid. Sprayed the toe quite a few times. Looks like the hole that is halfway down the crack has an infection - it bubbled quite a bit. Bottom of hoof still gummed up with dirt/manure.

July 29

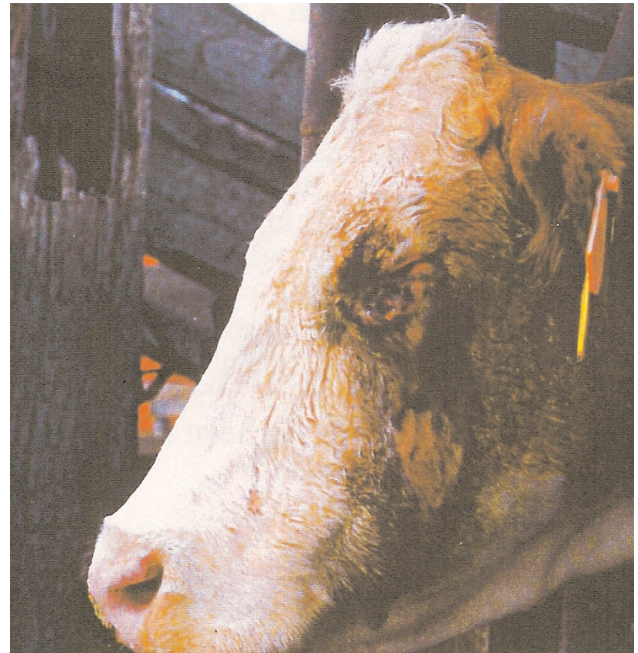
Morning: 400 drops of peroxide in four gallons of water. Sprayed eye once. Places on eyelid that last week were red streaks have grown into red tumor. Cow bumped her eye hard going out of headgate and it bled quite a bit. Sprayed the V between her toes on right hoof - it appears to be opening up so the 3% peroxide can get in there. Sprayed hole in the cracked toe until the bubbling stopped. Cow has good appetite and good milk supply again. She's filled out and no longer looks gaunt. Too bad the tumor keeps growing. Gave her 1/4 bale of alfalfa and 1/2 gallon light chop. Afternoon: Eight gallons of plain water. Evening: 200 drops of peroxide in two gallons of water; 1/4 bale of alfalfa, 1/2 gallon light chop. Tumor is being eaten by maggots - looks riddled by holes. Bleeds easily. Sprayed once thoroughly with 3% peroxide. Sprayed crack and area between the toes quite a lot.

Week 3

July 30

Read an article by Heather Smith-Thomas in "FarmWoman" about the sun, photo sensitization and

cancer eye. Gave cow 400 drops of peroxide in four gallons of water. Sprayed eye area once thoroughly. Crack in toe looks more open - sprayed hole quite a few times. The part of the V between her toes is opening up and maybe draining finally. Sprayed whole front area of foot. Eye looks terrible but doesn't smell. Put cow in lean-to shelter, out of sun. I noticed when she first came home from the Community Pasture that her nose was peeling. Afternoon: Eight gallons of water. Evening: 300 drops of peroxide in two gallons of water. Sprayed foot but only misted her eyelid. Eye is looking terrible - riddled with holes and covered with pus. Same feed.



July 30, 1994

July 31

Morning: 400 drops. Left cow with twelve gallons of water for the day. Gave her access to lean-to. Didn't spray eye or foot morning or evening. 300 drops in 2 1/2 gallons of water tonight.

August 1

Morning: 400 drops of peroxide in four gallons of water. Sprayed foot but not eye. Between toes is looking more normal all the time, swelling is going down. Cow walks normally. Old brands and place in hide that she ripped open when given penlong shot and looking "bubbly" are scabby. First I have noticed this. Hipbones are more prominent than last week. Afternoon: 300 drops of peroxide.

August 2

Morning: 400 drops of peroxide in four gallons of water. Sprayed foot but not eye. Afternoon: 400 drops in four gallons of water. Gave her additional water. She ate all her feed. Has plenty of milk; body still in good condition.

August 3

Morning: 400 drops of peroxide in four gallons of water. Cow didn't discover it until afternoon. 400 drops in four gallons of water this evening. Cow ate all her feed - gave her 1/3 alfalfa bale tonight since she seems hungry. She ran in her regular corral tonight so her foot can't be feeling to bad even though I haven't sprayed it much lately. Cancer lump doesn't seem to be growing much now - maggots are eating dead flesh from bottom lid.

August 4

Morning: 400 drops of peroxide in four gallons of water, 1/3 bale of hay and 1/2 gallon light chop. Left her with 4 gallons of plain water. Gave her about eight gallons more water, 1/3 bale alfalfa, 1/2 gallon light chop. Eyelid has quite a bit of pus on it.


August 5:

Morning: 400 drops in four gallons of water. Looks like there is a tumor growth at front of eye where it leads down into her sinuses. Tumor eyelid is no longer growing, as far as I can see. Cow has good appetite. P.M.: Cow only ate about 1/3 of hay from morning feeding. Gave here 400 drops of peroxide in four gallons of water. She's still burping despite large amount of peroxide ingested now.

Week 4

August 6

A.M.: 400 drops of peroxide in four gallons of water. Could see eyeball. It's a cloudy red color with the cancer spot in the center. Cancer is bigger than before - probably 1/8" in diameter and just as tall. Eyelid isn't as covered with pus. P.M.: 400 drops of peroxide in four gallons of water.



August 6, 1994

August 7

A.M.: 400 drops of peroxide in four gallons of water, 1/2 gallon light chop, 1/4 bale of hay. P.M. 400 drops of peroxide in four gallons of water, 1/3 bale of hay, 1/2 gallon chop. Eyelid has pus on the front part, mid to back of eyelid is corrugated and has dried blood on it.

August 8

A.M.: 400 drops of peroxide in four gallons of water. Usual food. P.M. 400 drops of peroxide in four gallons of water. Cow didn't want any more water than that. Eye has pus on it; bit of a smell to it. Looked like she didn't have as much milk today.

August 9

A.M.: 400 drops of peroxide in four gallons of water. Same food. P.M. 500 drops of peroxide in four gallons of water. Cow was very thirsty so I gave her a lot of plain water. She's starting to lose her winter hair from off her shoulders and sides. Top eyelashes are unsticking from her face hair - eye isn't quite as runny/messy as a week or two ago even though it still has pus on the eyelid.

August 12

A.M.: 500 drops. P.M.: 400 drops.

Week 5

August 13-19

A.M.: 500 drops of peroxide. Same feed. P.M.: 400 drops of peroxide. Same feed. Mid-section of tumor scabbed over the first couple of days of the week. Back 1/3 of tumor still growing. By end of the week scabs fell off the mid section. Eye has more pus on it after scabs fall off - same at front of the eyelid.



August 13, 1994

Week 6

August 20

A.M.: 500 drops of peroxide. P.M.: 500 drops of peroxide. Calf drinks some of her peroxide water so I increased it a bit. Back 1/3 of eyelid where final lump of cancer is, is beginning to scab and erode. Cow bucked and ran from one corral into the other tonight. Her eye doesn't smell much - not at all like a dead animal.

August 21

A.M.: 500 drops of peroxide. P.M. 500 drops of peroxide. Back 1/3 of tumor is scabbing. Front of tumor has pus on it. Took picture of her eye this morning.



August 21, 1994

August 22

Same treatment.

August 23

Same treatment. Noticed the growth on her eyeball has changed color from red to pale pink. Tumor is continuing to scab.

August 24

Same treatment.

August 25

Same treatment - 500 drops in A.M. and 500 drops in P.M. Just front part of remaining lump is beginning to indent and scab.

August 26

Same treatment. Front part of lump is beginning to lift. Front part of eyelid is flat tissue; still has pus but doesn't look cancerous.

Week 7

August 27

A.M.: 500 drops. Accidentally hit cow's eyelid with the gate and made it bleed to much to take a picture. Gave her a little extra peroxide in the afternoon since she won't get any tomorrow morning - probably about 600 drops (3/4 ounce).

August 28

A.M.: No peroxide - caretaker gone to family reunion. P.M.: 600 drops of peroxide.

August 29

A.M.: 600 drops. P.M.: 600 drops. Eyelid is scabbing except for very back edge of lump.

August 30

A.M.: 600 drops of peroxide. Front part of lump is scabbed and noticeably lifted. Her nose was dry this morning. P.M.: 500 drops of peroxide.

September 1

A.M.: 600 drops of peroxide. P.M.: 600 drops of peroxide.

September 2

A.M.: 600 drops of peroxide. back part of lump indented a couple of days ago. Now it is scabbing. Noticed a few fly eggs at front of eyelid - this is the third time in the course of treating the cow that fly eggs have been laid in her eyelid. Although I have never seen maggots in her eyelid, I have presumed they are there because of the eggs. However, it is not maggots that cause the cancer lumps to disappear. Rather, they appear to dry up and fall off in pieces. This process is a little messy as it is accompanied by bleeding and pus. Today the cows top lashes have a crust of blood on them but the lump continues to lift from the bottom eyelid.



September 3, 1994

Week 8

September 3

A.M. and P.M.: 600 drops of hydrogen peroxide in the water. Lump is blackened, lifting all the way around and starting to peel off. There appears to be a remaining section of tumor at the very back edge that hasn't begun to deteriorate yet. Front of eyelid looks like the tissue is healing although the teat duct is still running a bit.

September 4-6

A.M. and P.M.: 600 drops of peroxide. Blackened scab peeled off leaving greyish-pink tumor underneath.

September 7-9

Same treatment Same feed all week: 1/2 gallon light chop A.M. and P.M. Free choice of hay.

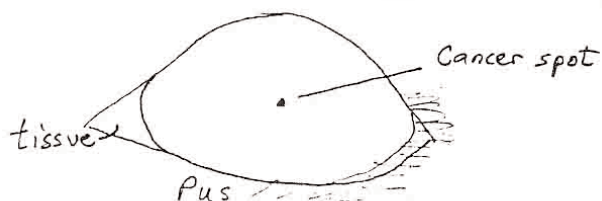
Week 9

September 10

A.M. and P.M.: 600 drops of peroxide.

September 11

A.M. and P.M.: 600 drops of peroxide. The swelling in the tumor around the back of the eye is beginning to go down. Tumor appears to be breaking down gradually. Tissue at the front of the eye is looking normal, then an area with pus, then the tumor.



September 12

A.M. and P.M.: 600 drops of peroxide. Took pictures this morning.

September 13-16

A.M. and P.M.: 600 drops of peroxide. Free choice of hay, 1/2 gallon light chop in A.M. and P.M.



September 17, 1994

Week 10

September 17

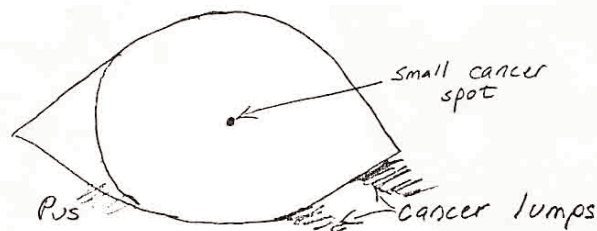
A.M. and P.M.: 3/4 ounce (600 drops) of peroxide.

September 18

Same treatment.

September 19

A.M. and P.M.: 3/4 ounce of peroxide. Noticed that the back part of the cancer lump was deteriorating. Now the eye looks like this:



Two lumps at the back are scabbing; front part of the eyelid has pus draining. Small white spot of cancer on the eyeball. Eyeball appears less cloudy.

September 20-21

A.M. and P.M.: 3/4 ounce of peroxide.

September 22

A.M. and P.M.: 3/4 ounce of peroxide. Waived my hand in front of cancer eye and the cow blinked. Did it several times. Each time she blinked and moved her head away.

September 23


A.M. and P.M.: 3/4 ounce of peroxide.

Same feed all week: 1/2 gallon light chop A.M. and P.M.; free choice of hay.

Week 11

September 24

A.M. and P.M.: 3/4 ounce of peroxide. Took three pictures of cow - nose (because of two red spots) and two of her eye. The rim of her eyelid is showing at the back of the eye. There appears to be another area of cancer growing at the very front of her eye.



The eyelid is still draining a lot. It's quite runny right now

but the main lump of cancer in the middle of the eyelid has gotten much smaller than a week ago. The lump at the very back is almost gone - that's why her eyelid rim is showing now.



September 24, 1994

September 25-27

A.M.: 3/4 ounce of hydrogen peroxide. P.M.: One ounce of hydrogen peroxide.

Until now feed has remained at 1/2 gallon light chop morning and evening; free choice of alfalfa hay.

September 28

A.M. and P.M.: One ounce of hydrogen peroxide. Turned the calf out in the pasture for the day so the cow will drink all the peroxide water herself. Gave her usual 1/2 gallon light chop this morning but decided to discontinue feeding her chop since she doesn't need it for body condition anyway. If there is any chance of it raising her body temperature I don't want to give it to her. The calf hasn't been drinking very much peroxide water, but if I'm going to be giving the cow this much (one ounce) now, I want to make sure that she's the one getting it.

Week 12

October 1-7

One ounce of peroxide morning and afternoon. About halfway through the week her right eye began to run.

Week 13

October 8

One ounce of peroxide morning and afternoon. Lump in front part of left eye is still large and red. No sign of indentation signalling beginning of breakdown of that cancer spot. Right bottom eyelid is cracking and draining.

October 9

Switched back to 3/4 ounce morning and afternoon. I suspect that one ounce of peroxide may be hard on her right eye, and that's why I dropped the amount given.

October 14

Started putting one ounce morning and afternoon because her calf has to be in with her all the time.

Week 14

October 15

Didn't take pictures today - too stormy. One ounce of peroxide morning and afternoon.

October 16-18

Same treatment.

October 19

One ounce peroxide morning and afternoon. Cancer lump at front of left eye is much paler than a week ago and is draining.

October 20-21

One ounce peroxide morning and afternoon.

Week 15

October 22-28

One ounce peroxide morning and afternoon.

October 24

Took pictures. Eye is still cloudy - don't know if she can see.

October 28

Weaned calf and took him to sale. He weighed 517 pounds and looked really good.

Week 16

October 29 - November 4

One ounce peroxide morning and afternoon. Didn't take any pictures this week. Eye is still draining. No new growths.

Week 17

November 5-11

One ounce peroxide morning and afternoon. Didn't take any pictures this week. Eye continues to drain.

Week 18

November 12-14

3/4 ounce of peroxide A.M. and P.M.

November 15-16

1/2 ounce of peroxide in A.M.

November 16

Veterinarian saw cow. Tear duct running indicated cancer

is not completely gone yet. I decided to increase the peroxide to 3/4 ounce until the tear duct stops running. Cow can see. P.M.: 3/4 ounce of peroxide.

November 17-18

3/4 ounce of peroxide A.M. and P.M. Lump at front of eye is basically gone.

Week 19

November 19-25

3/4 ounce of peroxide A.M. and P.M.

November 22

Took four pictures - Two of the left eye and two of the whole cow.

November 25

Eyelid rim is showing all along the bottom eyelid. The tear duct is still running a bit but not like before. The tissue at the front of the eye looks flat again - the lump is gone. Tissue looks quite pink but maybe that is the normal color since the cow has a white face.



November 22, 1994

